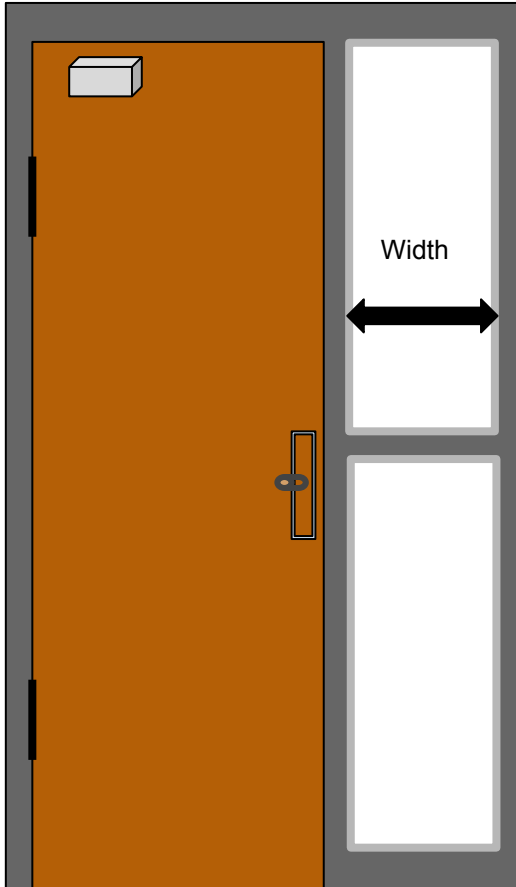


Retail Pricing for Sidelights

Your shutter sizes should include the inside frame measurements plus 3 inches added to the length and 3 inches added to the width. The extra 3 inches will overlap onto the steel frame around the glass, which will be 1 ½ inches on all four sides.



The width of both sections should be the same but the length of each section can be different.

Flat Shutter Size Up to 9" Wide

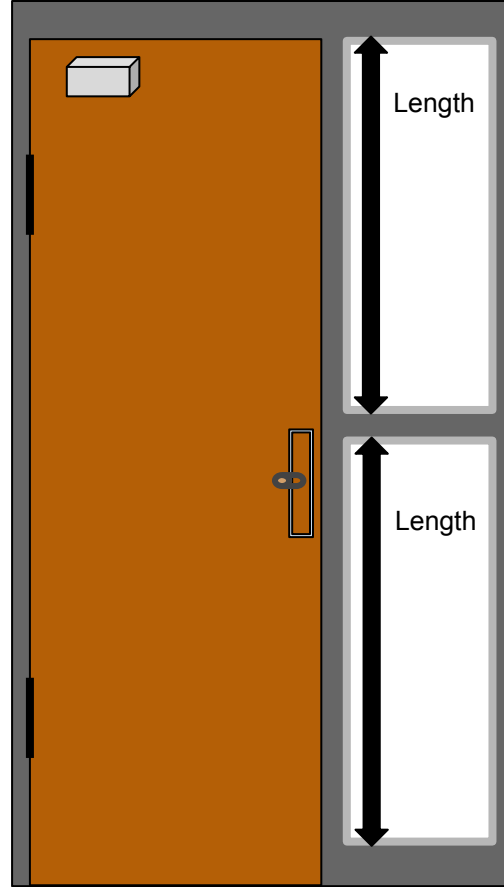
Length up to 24" ...\$81

Length up to 32" ...\$99

Length up to 48" ...\$108

Length up to 79" ...\$117

Call for price on oversized shutters



We suggest the top and bottom be made separate. The area next to classroom doors is often a location for waste buckets or other items that may need to be moved to operate the shutter. By making a separate shutter for the bottom, you have options.

Flat Shutter Size Up to 16" Wide


Length up to 21" ...\$85

Length up to 29" ...\$90

Length up to 45" ...\$117

Length up to 76" ...\$135

Call for price on oversized shutters



Alternatively, you can measure the two sections to be covered with one shutter

Flat Shutter Size Up to 24" Wide

Length up to 21" ...\$99

Length up to 29" ...\$117

Length up to 45" ...\$144

Length up to 76" ...\$207

Call for price on oversized shutters

Flat Shutter Size Up to 47" Wide

Length up to 21" ...\$171

Length up to 29" ...\$189

Length up to 45" ...\$207

Length up to 76" ...\$324

Call for price on oversized shutters

Call for Discounted Pricing on Larger Projects