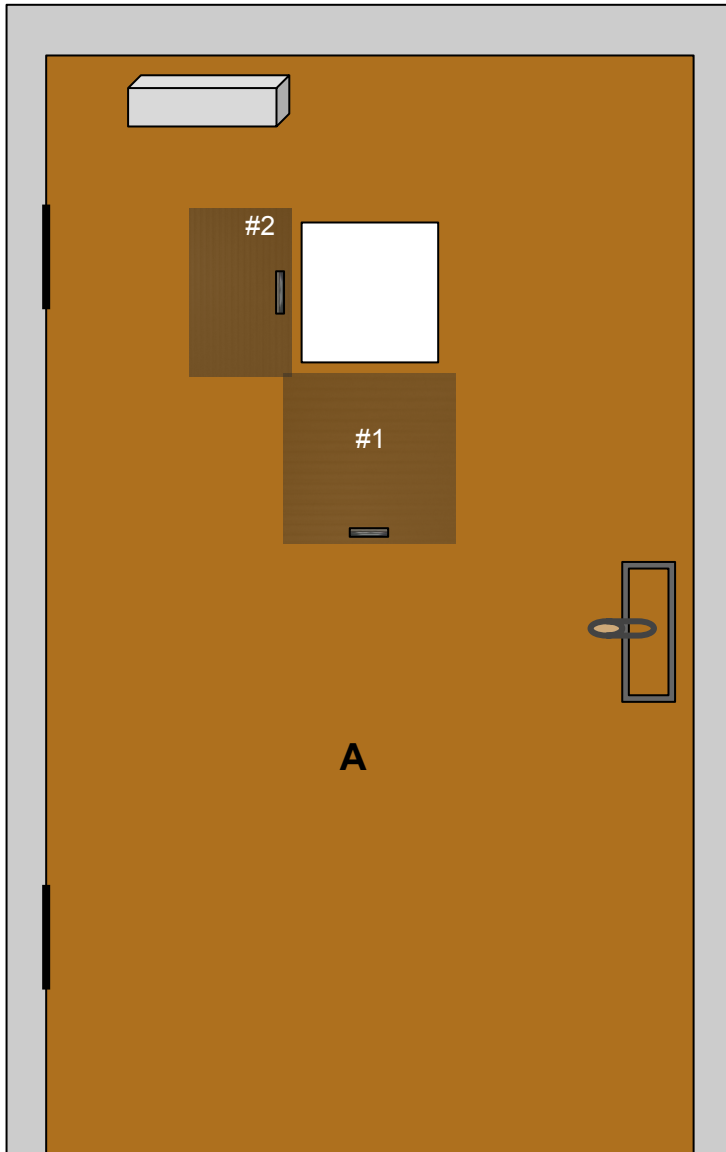


Door type A (small square glass panel)

- #1. Single Fold Shelter Shutter installed below or above the glass and folding up or down.
- #2. Multi-Fold Shelter Shutter installed alongside the glass and folding across. (bi-fold)

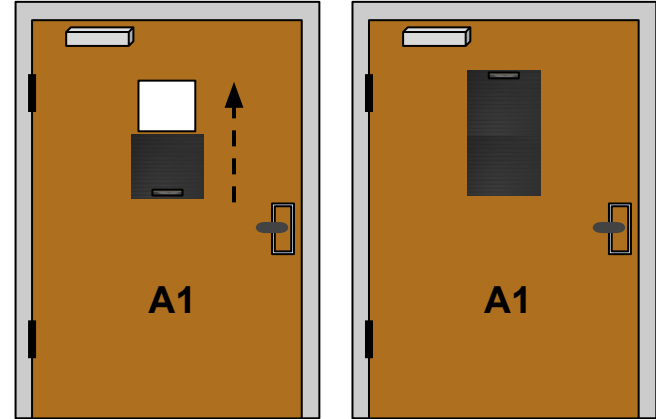


A 3 foot-wide door with this small square glass panel typically uses a 12"x12" shutter that folds up from the bottom or down from the top. If there is not enough space above or below this window to secure the 12"x12" shutter we suggest our Multi-Fold shutter (A2) which folds across the glass (bi-fold) and requires one third less space to attach.

The shutters for this type of door can be made two ways.
Single Fold or Multi-Fold.
 The type of shutter best suited for your doors depends on the available space around the window

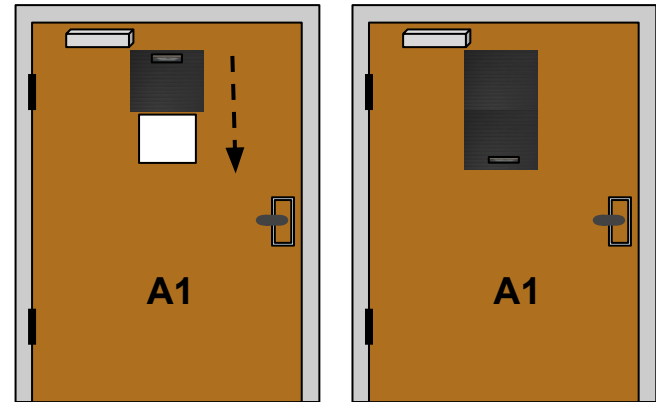
\$55. ea up to 25 units
 \$52. ea 26-99 units
 \$40. ea 100+ units

Fold Up →



Fold Down →

\$55. ea up to 25 units
 \$52. ea 26-99 units
 \$40. ea 100+ units



Multi-Fold →

\$65. ea up to 25 units
 \$60. ea 26-99 units
 \$52. ea 100+ units

Use this option if space above and below glass is restricted

